



Steelcase Office Solution  
Suites 26.01 & 27.01, Level 26 & 27,  
The Gardens South Tower, Mid Valley City,  
Lingkar Syed Putra, 59200 Kuala Lumpur.  
Tel : +60 3 2027 6000 | Fax : +60 3 2283 1418

ALL DIMENSIONS IN MM

PRODUCTS:

MIGRATION  
LEXICON

FINISHES:

LPL : 24L0 : GRAPHITE WALNUT  
PAINT : 7360 : MERLE  
FABRIC GROUP : ERA  
PET : BZ03 : DARK GREY

NOTE:

CHECKED BY SPECIALS



YES



NO

GENERAL NOTES:

COPYRIGHT OF ALL DESIGNS AND DATA SHOWN IN THIS DRAWING IS RETAINED BY STEELCASE OFFICE SOLUTIONS (M) SDN. BHD. WRITTEN PERMISSION IS REQUIRED FOR ANY USE AND/OR REPRODUCTION. ALL PRINTS, SPECIFICATIONS AND COPYRIGHTS ARE THE PROPERTY OF STEELCASE OFFICE SOLUTIONS AND SHALL BE RETURNED ON COMPLETION OF WORKS.

CUSTOMER CONFIRMATION

3BBDAH76

SIGNATURE : \_\_\_\_\_

NAME :

DATE :

PROJECT TITLE

SERVICENOW\_15th FLOOR\_HYD

DRAWING TITLE

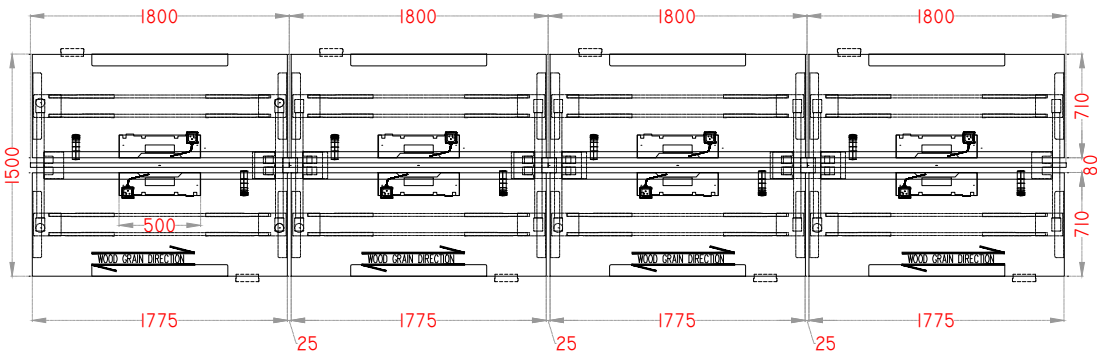
GENERAL WORKSTATIONS

INITIAL LAST  
DRAWN : TBI DATE: 15-APR-20

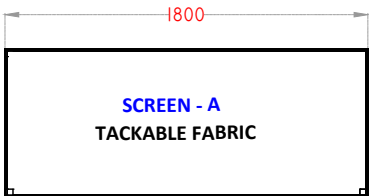
CHECKED : KUNTAL

SCALE: A3

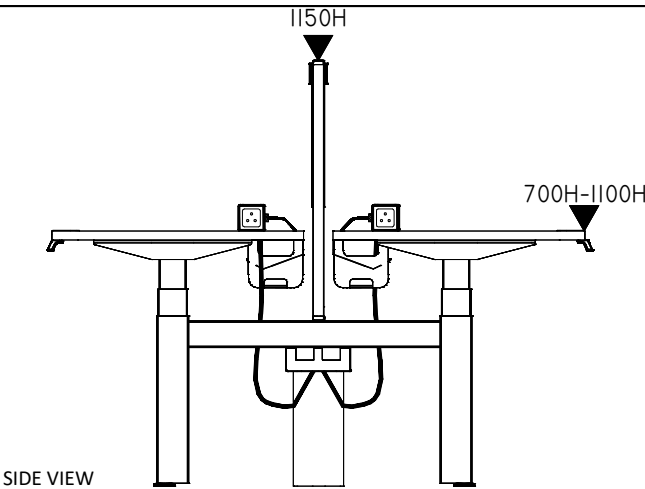
SERVICE NOW\_HYD15\_GWS\_SH\_R0\_F0.DWG  
C:\Users\TBI\OneDrive - STEELCASE  
INC\3\BBDH\PROJECTS\HYDRABAD\SERVICENOW\_L15\_LATEST  
ORDERTYPICALSVR3  
TIME  
P12:11 PM  
S11:55 AM  
REV.  
03



PLAN VIEW 1:16 ON A3

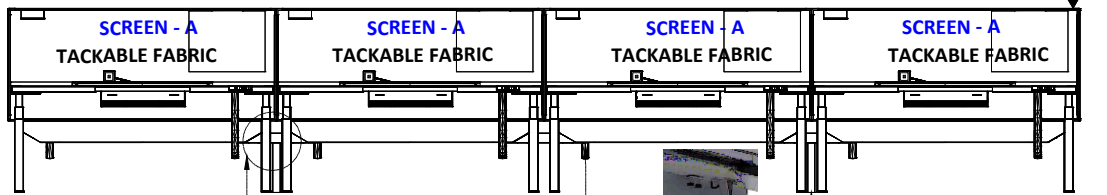


LEXICON : 30MM SCREENS



SIDE VIEW

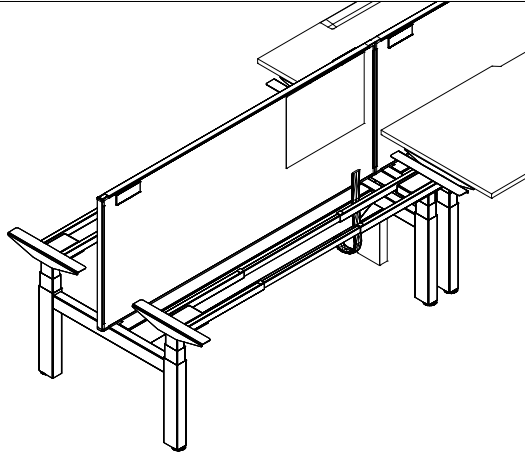
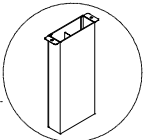
SCREEN COLORS AS PER SCREEN MARKING LAYOUT APPROVAL



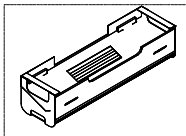
SPECIAL ADD ON CABLE TRAY  
# FOR MIGRATION BENCH

FRONT VIEW

SPECIAL SOFT CABLE RAISER  
# TO CONNECT LOWER CABLE TROUGH TO  
UPPER CABLE TRAY

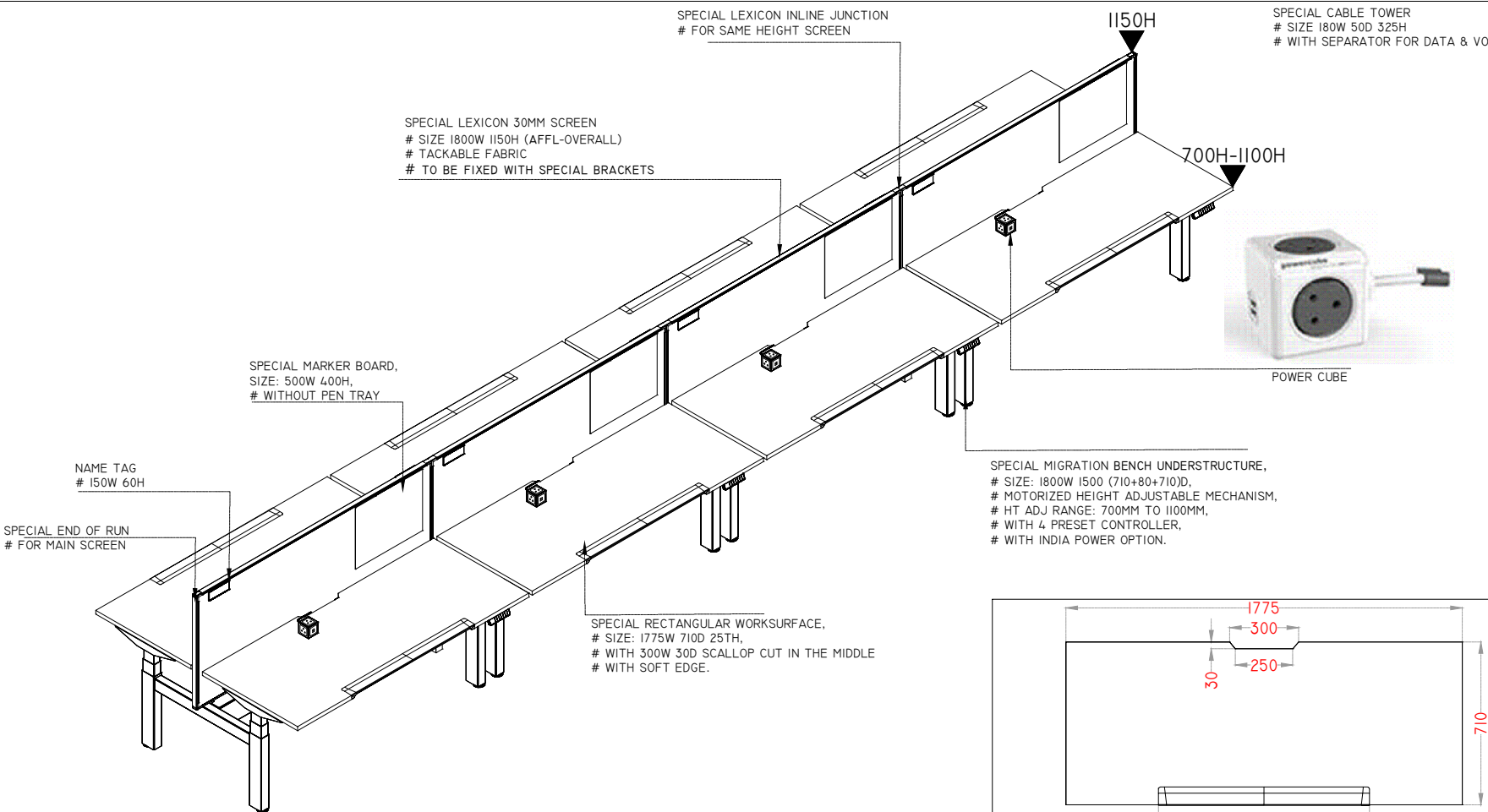


CENTER CABLE TROUGH(TRAY),  
\* TO BE USED FOR 1800W BENCH,  
\* W/O POWER HOUSING.  
CONNECTOR FOR CABLE TROUGH.  
END COVERS FOR CABLE TROUGH(SET OF 2).  
CONNECTOR BRACKETS(PAIR OF 2) : FOR ALIGNMENT.  
CABLE RISER: CONNECTING LOWER TRAY TO  
UPPER TRAY.



SPECIAL UPPER CABLE TRAY METAL + PET,  
# SIZE: 500W 150D 180H.  
# MOUNTING PLATE FIXING LOCATION WILL BE  
SPECIAL TO ACCOMMODATE APPLE ADAPTER  
# WITH CUT OUTS AS ADVISED BY SALES

ISOMETRIC



SPECIAL LEXICON INLINE JUNCTION  
# FOR SAME HEIGHT SCREEN

SPECIAL LEXICON 30MM SCREEN  
# SIZE 1800W 1150H (AFFL-OVERALL)  
# TACKABLE FABRIC  
# TO BE FIXED WITH SPECIAL BRACKETS

SPECIAL MARKER BOARD,  
SIZE: 500W 400H,  
# WITHOUT PEN TRAY

NAME TAG  
# 150W 60H

SPECIAL END OF RUN  
# FOR MAIN SCREEN

SPECIAL RECTANGULAR WORKSURFACE,  
# SIZE: 1775W 710D 25TH,  
# WITH 300W 30D SCALLOP CUT IN THE MIDDLE  
# WITH SOFT EDGE.

SPECIAL MIGRATION BENCH UNDERSTRUCTURE,  
# SIZE: 1800W 1500 (710+80+710)D,  
# MOTORIZED HEIGHT ADJUSTABLE MECHANISM,  
# HT ADJ RANGE: 700MM TO 1100MM,  
# WITH 4 PRESET CONTROLLER,  
# WITH INDIA POWER OPTION.

SPECIAL CABLE TOWER  
# SIZE 180W 50D 325H  
# WITH SEPARATOR FOR DATA & VOICE



POWER CUBE

